



Technical data sheet

34.G

Sauna heater for commercial saunas. Floor-standing model.

Floor-standing sauna heater for the Finnisch (dry) sauna. Designed for very intensive, demanding commercial use in large sauna cabins. Reinforced extra strong construction of stainless steel for reliable long-life operation.

Your advantages:

- High performance heater for heavy-duty commercial use.
- Reinforced construction, all made of stainless steel.
- Optimal relation between stone volume and air convection system for fast heat-up times and powerful water infusions.
- Additional 30 kg stone volume with an optional frame (item 944000 for size 1, item 944984 for size 2)
- VDE approved for safety and norm compliance.
- Made in Germany quality from EOS.

Specifications:

Outer shell:	Stainless steel, blank polished
Top:	Stainless steel
Rear wall:	Stainless steel
Rock store:	Stainless steel, above heating elements
Terminal box:	Stainless steel, at the rear side, with special ceramic terminals
Power range:	15, 18, 21, 24, 27, 30 and 36 kW
Power supply:	400 V 3N AC 50 Hz
Rock store:	size 1, 15 - 21 kW: 30 kg filling size 2, 24 - 36 kW: 45 kg filling incl. in delivery
Dimensions (HxWxD):	Size 1 - 95 x 75 x 53 cm Size 2 - 95 x 100 x 53 cm
Installation:	Floor-standing model



Optional frame for extra 30 kg sauna rocks.
Optional safety switch-off rail with direct mounting on the heater.

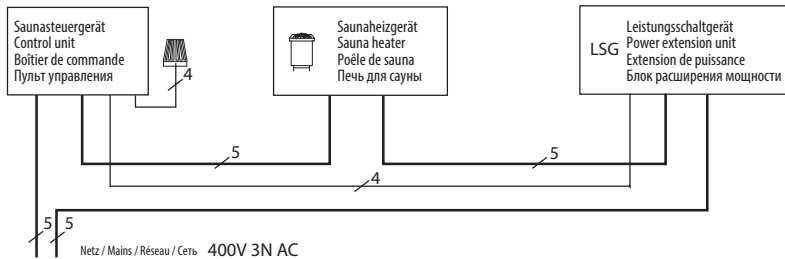


MADE IN GERMANY

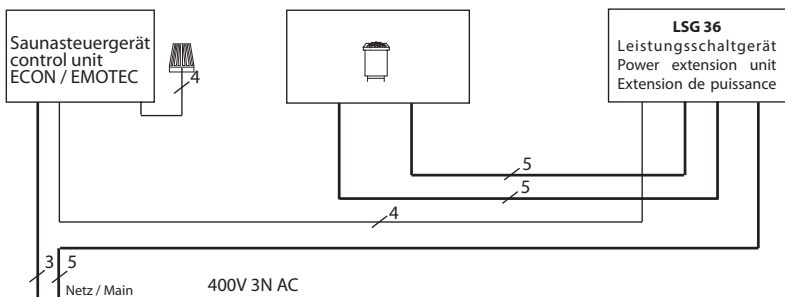


Connection diagram

15 - 27 kW



30 - 36 kW

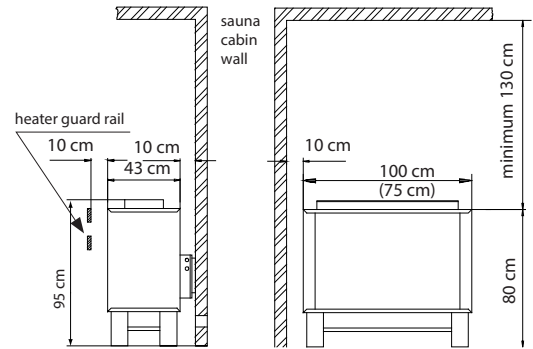


Technical specifications

Power output	Electrical connection	Connection mains - control unit	Connection control unit - heater	Connection mains - LSG	Connection LSG - heater	Connection control unit - LSG unit		
15 kW	3N AC 50 Hz 400 V	5 x 2,5 mm ²	5 x 1,5 mm ²	5 x 2,5 mm ²	5 x 1,5 mm ²	4 x 1,5 mm ²		
18 kW					5 x 6 mm ²		5 x 6 mm ²	
21 kW								
24 kW				5 x 10 mm ²	2 St. 5 x 6 mm ²			
27 kW								
30 kW				3 x 1,5 mm ²	--		5 x 16 mm ²	2 St. 5 x 6 mm ²
36 kW								

All cross sections of a line are minimum diameters in mm² (copper wire).

Minimum clearances



Suitable control units

Model	Item no.
Econ D1	94.5202
Econ D2	94.5204
Econ D3	94.5549
Emotec D	94.5559
Emotec DC9000	94.4674
Emotec DC9000 DLF	94.4639

Power extension unit (e.g. Emotec L09R) is required for 12 and 15 kW heaters.

Spare heating elements

Beschreibung	Artikel-Nr.
15 kW - 5 x 3000 W	2001.2967
18 kW - 6 x 3000 W	2001.2967
21 kW - 7 x 3000 W	2001.2967
24 kW - 8 x 3000 W	2001.2967
27 kW - 9 x 3000 W	2001.2967
30 kW - 10 x 3000 W	2001.2967
36 kW - 12 x 3000 W	2001.2967

Item no.	Power output	Electrical connection	Fuse protection control unit	Fuse protection LSG unit	Dimensions H/W/D, in cm	For sauna cabin size	Min. size of air inlet and outlet	Weight without rocks	Stone filling	Power extension required	
90.8586	15 kW	3N AC 50 Hz 400 V	3 x 16 A	3 x 16 A	95 / 75 / 53	18 - 25 m ³	50 x 6 cm	48 kg	30 kg	Emotec L09R	
90.8587	18 kW					3 x 35 A	24 - 30 m ³	50 x 6 cm			49 kg
90.8588	21 kW						24 - 34 m ³	50 x 8 cm			50 kg
90.8589	24 kW			3 x 50 A		95 / 100 / 53	35 - 40 m ³	50 x 8 cm	61,5 kg	45 kg	LSG 18
90.8590	27 kW						40 - 50 m ³	50 x 9 cm	62,5 kg		
90.8591	30 kW						50 - 65 m ³	50 x 10 cm	63,5 kg		
90.8592	36 kW						65 - 75 m ³	50 x 10 cm	65,5 kg		