



Technical data sheet

# ECON D4

**Sauna control unit for dry Finnish sauna.  
For commercial sauna cabins.**

Electronic sauna control unit with a large LCD display with multi-language menu navigation. For dry sauna heaters.

## Your advantages:

- Illuminated large alpha-numeric multiline LCD display
- 12 language menu navigation, all functions visible at a glance
- Variable heating time, 24 h pre-set timer (in real time)
- Limited access (holiday home mode) and remote switching
- Modern, slim housing design, only 58 mm thick
- Made in Germany quality from EOS.

## Specifications and features:

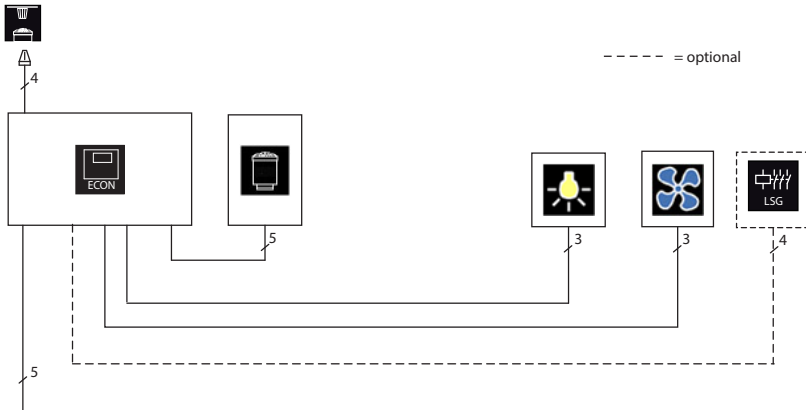
Housing:	plastic, creme-white
Display:	LCD display 65 x 33 mm, multiline, alpha-numeric, with backlighting
Menu navigation:	12 languages (DE, EN, FR, ES, IT, NL, RU, PL, FI, SE, SLO, CZ)
Temperature control:	digital two-point, 30 - 115° C
Heating time:	6 hours, 12 hours or unlimited
Star time pre-selection:	24 hrs pre-set timer (real time)
Temperature limitation:	142 °C safety overheating limitation
Switching capacity:	up to 9 kW, power extension possible
Power supply:	400 V 3N AC 50 Hz
Installation:	wall-mounting or semi-recessed
Functions:	Temperature preselection, Support for the 2nd sensor, Control for cabin lighting (dimmable), Control for fan (adjustable speed), Holiday home mode (limited access), Child lock (keypad lock), Error messages in clear text, Life-Guard, Data retention by power loss (24 h)



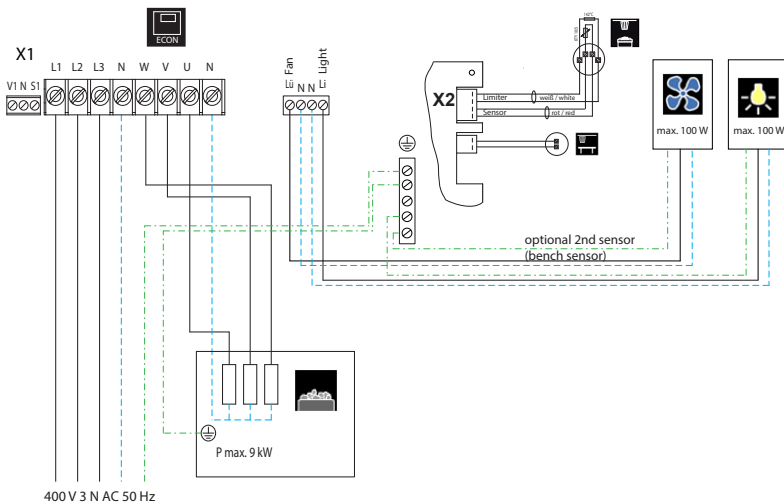



 MADE IN GERMANY
 

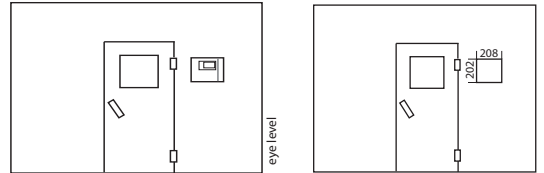
### Connection overview



### Connection diagram

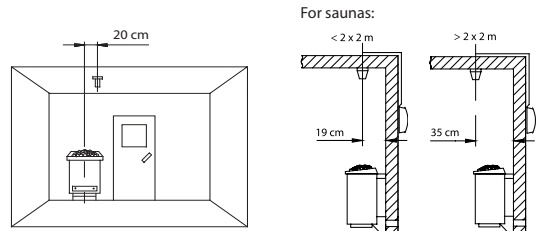


### Installation



Wall cut-out (aperture) by semi-recessed mounting

### Sensor installation



### Spare parts and accessories

Description	Item no.
Temperature sensor, 2 m cable	607570
2nd sensor (bench sensor)	944389
Button strip	20014892
Housing (upper side)	20014891
Housing (bottom side)	20014890
Display cover 1 (front)	20014913
Cover 2 (for button)	20014915
Switch-Off rocker switch	20013652

Item no.	Electrical connection	Switching capacity	Power extension via LSG unit	Temperature control range	Start time pre-selection	Cabin light/fan outputs*	Heating time limitation	Dimensions H/W/D in cm	Ambient temperature in operation	Weight without packing
94.5842	400 V 3N AC 50Hz	9,0 kW resistive load	possible	30 - 115 °C	up to 24 hrs	max. 100 W	6 h, 12 h, ∞	22 / 25 / 5,8	-10 to +40 °C	1,0 kg

\* NOTICE: no fans with motors with capacitor